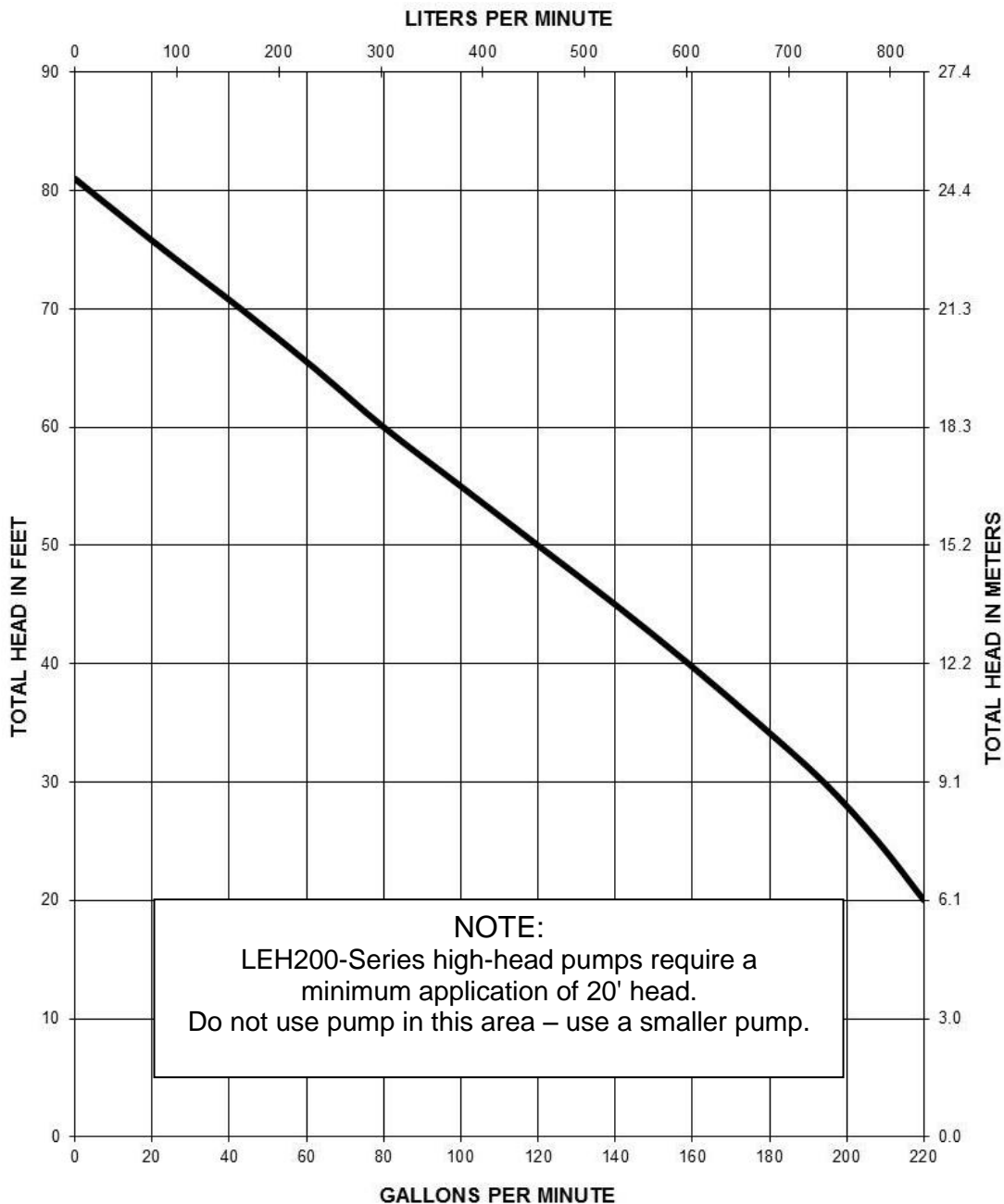
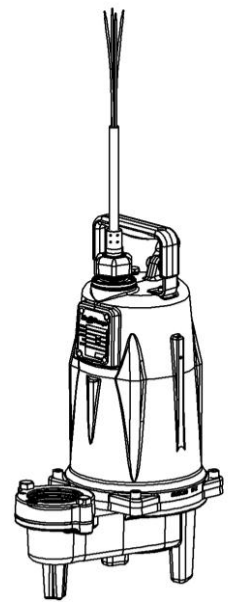


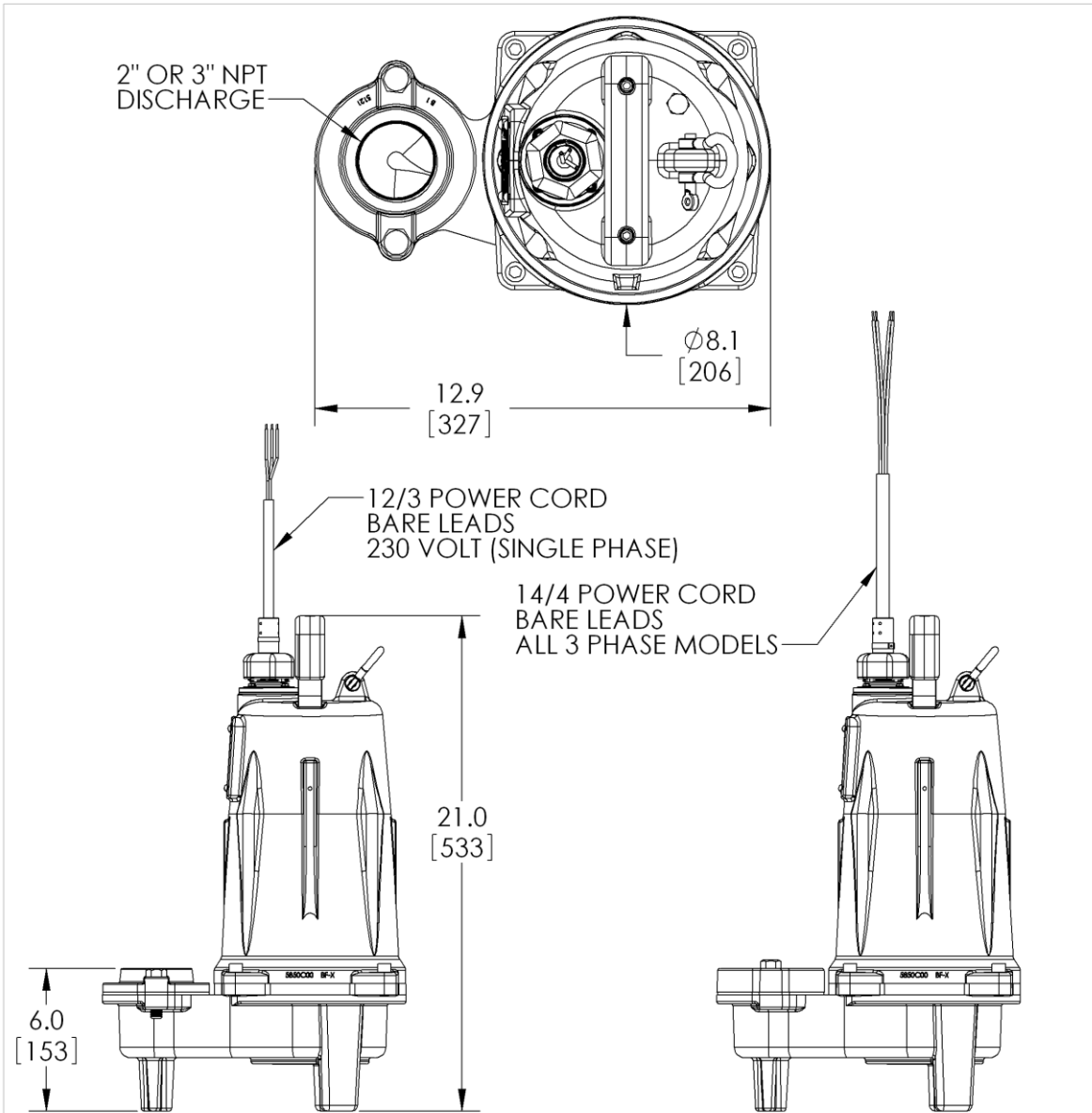


## Pump Specifications

### LEH200 Series Submersible Sewage Pump 2" Solids handling



# LEH200-Series Dimensional Data



 <p>7000 APPLE TREE AVENUE BERGEN, N.Y. 14416 (585) 494-1817</p>					drn by		tol: xx+/- .02"	
							xxx+/- .005"	
					date		angles +/- 2°	
							unless otherwise noted	
					title			
					part no.			
description					drawing no.		sheet number sheet size	
							of A	
rev	project	date	initials					

## LEH200-Series Electrical Data

---

MODEL	HP	VOLTAGE	PHASE	SF	FULL LOAD AMPS	LOCKED ROTOR AMPS	THERMAL OVERLOAD TEMP	STATOR WINDING CLASS	CORD LENGTH FT	DISCHARGE	AUTOMATIC
LEH202M2	2	230	1	1.00	18	53	135° C	B	25	2" Flanged	NO
LEH202M3	2	230	1	1.00	18	53	135° C	B	25	3" Flanged	NO
LEH203M2	2	208-230	3	1.00	13.2	61	N/A	B	25	2" Flanged	NO
LEH203M3	2	208-230	3	1.00	13.2	61	N/A	B	25	3" Flanged	NO
LEH204M2	2	440-480	3	1.00	6.6	31	N/A	B	25	2" Flanged	NO
LEH204M3	2	440-480	3	1.00	6.6	31	N/A	B	25	3" Flanged	NO
LEH205M2	2	575	3	1.00	5.5	24	N/A	B	25	2" Flanged	NO
LEH205M3	2	575	3	1.00	5.5	24	N/A	B	25	3" Flanged	NO

## LEH200-Series Technical Data

---

<b>IMPELLER</b>	ENCLOSED 2 VANE CLASS 25 CAST IRON SOLIDS HANDLING = 2"
<b>PAINT</b>	POWDERCOATING
<b>MAX LIQUID TEMP</b>	140°F / 60°C
<b>MAX STATOR TEMP</b>	275°F / 135°C
<b>THERMAL OVERLOAD</b>	275°F / 135°C (single phase only)
<b>POWER CORD TYPE</b>	SJOOW (1-ph) / SEOOW (3-ph)
<b>MOTOR HOUSING</b>	CLASS 25 CAST IRON
<b>VOLUTE</b>	CLASS 25 CAST IRON
<b>SHAFT</b>	STAINLESS
<b>HARDWARE</b>	STAINLESS
<b>ORINGS</b>	BUNA n
<b>MECHANICAL SEAL</b>	UNITIZED SILICON CARBIDE
<b>WEIGHT</b>	95 LBS

## LEH200-Series Specifications

---

### 1.01 GENERAL:

The contractor shall provide labor, material, equipment, and incidentals required to provide \_\_\_\_\_ (QTY) centrifugal sewage pumps as specified herein. The pump models covered in this specification are Series LEH200 single phase or three phase sewage pumps. The pump furnished for this application shall be model \_\_\_\_\_ as manufactured by Liberty Pumps.

### 2.01 OPERATING CONDITIONS:

Each submersible pump shall be rated at 2 hp \_\_\_\_\_ volts \_\_\_\_\_ phase 60 Hz. 3450 RPM. The unit shall produce \_\_\_\_\_ G.P.M. at \_\_\_\_\_ feet of total dynamic head.

The submersible pump shall be capable of handling 2" solids enabling pumping over long distances in pipelines as small as 2" in diameter. The submersible pump shall have a shut-off head of 82 feet and a maximum flow of 220 GPM @ 20 feet of total dynamic head.

The pump shall be controlled with:

\_\_\_\_\_ A NEMA 4X simplex control panel with three float switches and a high water alarm.

\_\_\_\_\_ A NEMA 4X duplex control panel with three float switches and a high water alarm.

### 3.01 CONSTRUCTION:



Each centrifugal sewage pump shall be equal to the class 25 cast iron certified Series LEH200 sewage pumps as manufactured by Liberty Pumps, Bergen NY. The castings shall be constructed of class 25 cast iron. The motor housing shall be oil filled to dissipate heat. Air filled motors shall not be considered equal since they do not properly dissipate heat from the motor. All mating parts shall be machined and sealed with a Buna-N o-ring. All fasteners exposed to the liquid shall be stainless steel. The motor shall be protected on the top side with sealed cord entry plate with molded pins to conduct electricity eliminating the ability of water to enter internally through the cord. The motor shall be protected on the lower side with a dual seal arrangement. The first seal is a double lip seal molded in FKM fluoroelastomer or Buna N.

The second / main seal shall be a unitized hard face silicone carbide seal with stainless steel housings and spring.

The upper and lower bearing shall be capable of handling all radial thrust loads. The lower bearing shall have the additional ability to handle the downward axial thrust produced by the impeller by design of angular contact roller races. The pump housing shall be of the concentric design thereby equalizing the pressure forces inside the housing which will extend the service life of the seals and bearings. The pump shall be furnished with stainless steel handle having a nitrile grip.

### 4.01 ELECTRICAL POWER CORD

The submersible pump shall be supplied with 25 feet of multiconductor power cord. It shall be cord type SJOOW (1-ph) or SEOOW (3-ph), capable of continued exposure to the pumped liquid. The power cord shall be sized for the rated full load amps of the pump in accordance with the National Electric Code. The power cable shall not enter the motor housing directly but will conduct electricity to the motor by means of a water tight compression fitting cord plate assembly, with molded pins to conduct electricity. This will eliminate the ability of water to enter internally through the cord, by means of a damaged or wicking cord.

## **5.01 MOTORS**

Single phase motors shall be oil filled, split phase, capacitor start, class B insulated NEMA B design, rated for continuous duty. Three phase motors shall be polyphase. At maximum load the winding temperature shall not exceed 135 degrees C un submerged. Since air filled motors are not capable of dissipating heat they shall not be considered equal. Single phase motors shall have an integral thermal overload switch in the windings for protecting the motor. Three phase motors shall be used with an appropriate controller with integral overload protection. The capacitor circuit on single phase motors shall be mounted internally in the pump. Single phase motors shall have an integral solid state starting circuit switch for switching the start winding off.

## **6.01 BEARINGS AND SHAFT**

An upper radial and lower thrust bearing shall be required. The upper bearing shall be a single ball / race type bearing. The lower bearing shall be an angular contact heavy duty ball / race type bearing, designed to handle axial pump thrust loads. Both bearings shall be permanently lubricated by the oil, which fills the motor housing. The motor shaft shall be made of 300 or 400 series stainless steel and have a minimum diameter of .670".

## **7.01 SEALS**

The pump shall have a dual seal arrangement consisting of a lower and upper seal to protect the motor from the pumping liquid. The lower seal shall be a FKM fluoroelastomer OR Buna N molded double lip seal, designed to exclude foreign material away from the main upper seal. The upper seal shall be a unitized carbon ceramic hard face seal with stainless steel housings and spring. The motor plate / housing interface shall be sealed with a Buna-N oring.

## **8.01 IMPELLER**

The impeller shall be a class 25 cast iron enclosed 2 vane impeller, with pump out vanes on the back shroud to keep debris away from the seal area. It shall be screw mounted to the motor shaft with a bonding agent.

## **9.01 CONTROLS**

Manual Pumps are operable by means of a pump control panel.

## **10.01 PAINT**

The exterior of the casting shall be protected with Powder Coat Epoxy or Polyester paint.

## **11.01 SUPPORT**

The pump shall have cast iron support legs, enabling it to be a free standing unit. The legs will be high enough to allow 2" solids handling.

## **12.01 SERVICEABILITY**

Components required for the repair of the pump shall be shipped within a period of 24 hours.

### **13.01 FACTORY ASSEMBLED TANK SYSTEMS WITH GUIDE RAIL AND QUICK DISCONNECT DISCHARGE**

\_\_\_\_\_ Guide factory mounted rail system with pump suspended by means of thread on quick disconnect which is sealed by means of nitrile grommets or o-rings. The Discharge piping shall be schedule 80 PVC and furnished with a check valve and PVC shut-off ball valve. The Tank shall be wound fiberglass or roto-molded plastic. An inlet hub shall be provided with the fiberglass systems.

- \_\_\_\_\_ Stainless steel Guide Rail
- \_\_\_\_\_ Zinc plated steel Guide Rail
- \_\_\_\_\_ "diameter of basin size
- \_\_\_\_\_ "height of basin size
- \_\_\_\_\_ "distance from top of tank to discharge pipe outlet
- \_\_\_\_\_ Fiberglass cover
- \_\_\_\_\_ Structural foam polymer cover
- \_\_\_\_\_ Steel cover
- \_\_\_\_\_ Simplex System with Outdoor panel and alarm
- \_\_\_\_\_ Duplex System with Outdoor panel and alarm
- \_\_\_\_\_ Separate Outdoor Alarm
- \_\_\_\_\_ Remote Outdoor Alarm

### **14.01 TESTING**

The pump shall have a ground continuity check and the motor chamber shall be Hi-potted to test for electrical integrity, moisture content and insulation defects. The motor and volute housing shall be pressurized, and an air leak decay test is performed to ensure integrity of the motor housing. The pump shall be run, voltage current monitored, and the tester checks for noise or other malfunction.

### **15.01 QUALITY CONTROL**

The pump shall be manufactured in an ISO 9001 certified Facility.

### **16.01 WARRANTY**

Standard limited warranty shall be 3 years.